



# Fastmarkets Dashboard Release Notes

20<sup>th</sup> Jan 2022

V2.1.8526

## What's New?

### New Features

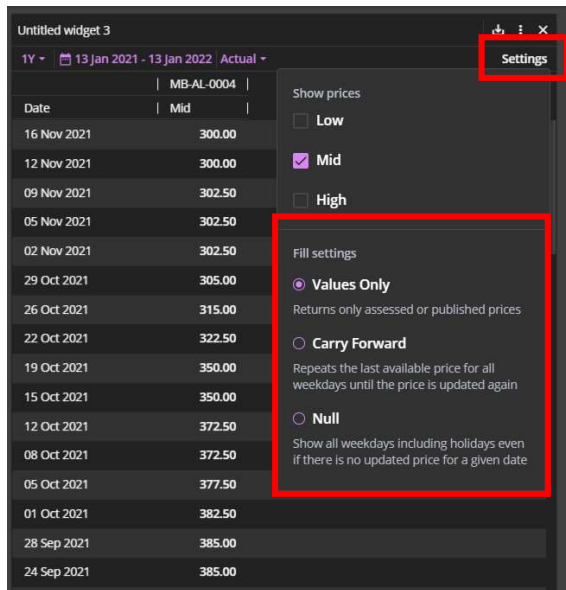
This release of the Fastmarkets Dashboard includes new functionality and features such as the ability to select different 'fill settings' (how historical prices display) in the Historical Price Table and Price Chart widgets, and also the ability to search and display Over The Counter (OTC) instruments such as spot foreign exchange prices in the Historic Price Table, Single Price tile and Price Chart widgets.

### Fill Settings

In the Historic Price Table and Price Chart widget (Data table view), you are now able to choose from three 'fill settings' allowing you to customize how historical prices display:

- **ValuesOnly:** The dates and prices returned will only display when assessed or published prices are available
- **CarryForward:** If there is no published price for a given day, the function will “carry forward” – or repeat – the last available price for ALL WEEKDAYS until the price is updated again. NOTE: public holidays will not be excluded.
- **Null:** ALL WEEKDAYS INCLUDING HOLIDAYS will be displayed in the Date column. If there is no published price for a given date, the corresponding price in that row will be blank.

You can access the fill settings controls through Settings.



What is the default fill setting?

Carry forward is the default fill setting for Actual prices. This resolves a current bug which is currently displaying historical prices with a Null setting.

What will be displayed in the Date column?

Historic Price Table: If you select average(s) and Value Only fill setting, the date column displays Period. Otherwise, the date column displays Date.

Price Chart (Data Table view): if you select one average or the same type of averages and Value Only fill setting, the date column should display Period. Otherwise, the date column should display Date.

Will the fill setting parameter impact the way the chart is displayed?

No, the fill setting parameter only changes the Data table view.

Can I select the fill setting for my exported file?

Yes. The export fill setting will be determined by the fill setting that you selected in the Settings menu. (So that that dashboard and export views remain consistent). If you want to change the fill setting for your exported file, you need to change the fill setting in the widget.

Can I use 'Copy for Excel add-in' with all combinations of data & fill settings?

No, the following scenarios are currently not supported by the Excel add-in. This is because the GetPriceHistory function returns historical data for a single symbol. In such cases, the Copy for Excel add-in option is disabled

- Historic Price Table:
  - For any average prices selected it is **only** possible to export with a Value Only setting
  - If you have selected multiple symbols it is **only** possible to export actual assessment prices using Null or Carry Forward settings
- Price Chart widget (Data view)
  - For any average prices selected it is **only** possible to export with a Value Only setting
  - If you have selected multiple symbols it is **only** possible to export actual assessment prices using Null or Carry Forward settings
  - When you select multiple symbols and Value Only fill setting and the Price Calculation Type is not the same for all symbols e.g. one Actual, one Monthly Average

The following scenarios illustrate how the fill setting can be applied to single / multiple instruments, actuals / averages.

**Single instrument (Actuals)**

Example of Value Only fill setting for a price which updates twice weekly. Here the published assessment prices are displayed against the assessment date.

Fill Settings	
1Y ▾	📅 13 Jan 2021 - 13 Jan 2022 Actual ▾
	MB-AL-0004
Date	Mid
16 Nov 2021	300.00
12 Nov 2021	300.00
09 Nov 2021	302.50
05 Nov 2021	302.50
02 Nov 2021	302.50
29 Oct 2021	305.00
26 Oct 2021	315.00
22 Oct 2021	322.50

Example of Carry Forward fill setting. Here prices are repeated or carried forward (grey) until the next published assessment (bold white) for each weekday.

Example of Null fill setting. Each weekday is displayed, only published assessments are displayed against their assessment date, blank cells are displayed on non-assessment dates.

Fill Settings	
1Y ▾	📅 13 Jan 2021 - 13 Jan 2022 Actual ▾
	MB-AL-0004
Date	Mid
17 Nov 2021	-
16 Nov 2021	<b>300.00</b>
15 Nov 2021	-
12 Nov 2021	<b>300.00</b>
11 Nov 2021	-
10 Nov 2021	-
9 Nov 2021	<b>302.50</b>
8 Nov 2021	-
5 Nov 2021	<b>302.50</b>

Fill Settings	
1Y ▾	📅 13 Jan 2021 - 13 Jan 2022 Actual ▾
	MB-AL-0004
Date	Mid
17 Nov 2021	300.00
16 Nov 2021	<b>300.00</b>
15 Nov 2021	300.00
12 Nov 2021	<b>300.00</b>
11 Nov 2021	302.50
10 Nov 2021	302.50
9 Nov 2021	<b>302.50</b>
8 Nov 2021	302.50
5 Nov 2021	<b>302.50</b>

### Single instrument (Average)

Example of Value Only fill setting.

Fill Settings	
1Y ▾	📅 13 Jan 2021 - 13 Jan 2022 Monthly Average ▾
	MB-AL-0004
Date	Mid
Oct 2021	349.72
Sep 2021	382.82
Aug 2021	364.44
Jul 2021	325.56
Jun 2021	251.39
May 2021	234.07
Apr 2021	230.84

Example of Carry Forward fill setting.

Fill Settings	
1Y ▾	📅 13 Jan 2021 - 13 Jan 2022 Monthly Average ▾
	MB-AL-0004
Date	Mid
8 Nov 2021	349.72
5 Nov 2021	349.72
4 Nov 2021	349.72
3 Nov 2021	349.72
2 Nov 2021	349.72
1 Nov 2021	349.72
29 Oct 2021	<b>349.72</b>
28 Oct 2021	382.82

Example of Null fill setting.

Fill Settings	
1Y ▾	📅 13 Jan 2021 - 13 Jan 2022 Monthly Average ▾
	MB-AL-0004
Date	Mid
9 Nov 2021	-
8 Nov 2021	-
5 Nov 2021	-
4 Nov 2021	-
3 Nov 2021	-
2 Nov 2021	-
1 Nov 2021	-
29 Oct 2021	349.72
28 Oct 2021	-

### Multiple instruments (Actuals)

Example of Value Only fill setting.

Fill Settings ✓			
1Y ▾ 13 Jan 2021 - 13 Jan 2022 Actual ▾			
	MB-AL-0004	MB-AL-0343	
Date	Mid	Mid	
16 Nov 2021	300.00	175.00	
12 Nov 2021	300.00	175.00	
09 Nov 2021	302.50	185.00	
05 Nov 2021	302.50	185.00	
02 Nov 2021	302.50	185.00	
29 Oct 2021	305.00	185.00	
26 Oct 2021	315.00	185.00	

Example of Carry Forward fill setting.

Fill Settings			
1Y ▾ 13 Jan 2021 - 13 Jan 2022 Actual ▾			
	MB-AL-0004	MB-AL-0343	
Date	Mid	Mid	
17 Nov 2021	300.00	175.00	
16 Nov 2021	<b>300.00</b>	<b>175.00</b>	
15 Nov 2021	300.00	175.00	
12 Nov 2021	<b>300.00</b>	<b>175.00</b>	
11 Nov 2021	302.50	185.00	
10 Nov 2021	302.50	185.00	
9 Nov 2021	<b>302.50</b>	<b>185.00</b>	



Example of Null fill setting.

Fill Settings			
1Y ▾	📅 13 Jan 2021 - 13 Jan 2022	Actual ▾	
	MB-AL-0004	MB-AL-0343	
Date	Mid	Mid	
17 Nov 2021	-	-	
16 Nov 2021	300.00	175.00	
15 Nov 2021	-	-	
12 Nov 2021	300.00	175.00	
11 Nov 2021	-	-	
10 Nov 2021	-	-	
9 Nov 2021	302.50	185.00	

### Multiple Instruments (Averages)

Example of Value Only fill setting.

Fill Settings			
1Y ▾	📅 13 Jan 2021 - 13 Jan 2022	Monthly Average ▾	
	MB-AL-0004	MB-AL-0343	
Date	Mid	Mid	
Oct 2021	349.72	190.28	
Sep 2021	382.82	182.19	
Aug 2021	364.44	175.28	
Jul 2021	325.56	182.22	

### Example of Carry Forward fill setting

Fill Settings			
1Y ▾	📅 13 Jan 2021 - 13 Jan 2022	Monthly Average ▾	
	MB-AL-0004	MB-AL-0343	
Date	Mid	Mid	
2 Nov 2021	349.72	190.28	
1 Nov 2021	349.72	190.28	
29 Oct 2021	<b>349.72</b>	<b>190.28</b>	
28 Oct 2021	382.82	182.19	

### Example of Null fill setting

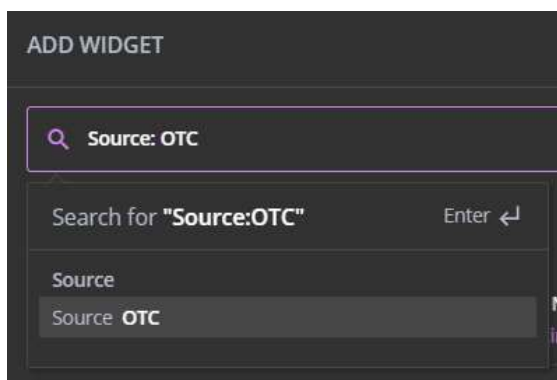
Fill Settings			
1Y ▾	📅 13 Jan 2021 - 13 Jan 2022	Monthly Average ▾	
	MB-AL-0004	MB-AL-0343	
Date	Mid	Mid	
2 Nov 2021	-	-	
1 Nov 2021	-	-	
29 Oct 2021	<b>349.72</b>	<b>190.28</b>	
28 Oct 2021	-	-	

## OTC instruments in in Historic Price Table, Single Price Tile and Price Chart widgets.

You will be able to search and add OTC instruments to Historic Price Table, Single Price Tile and Price Chart widgets. OTC instruments currently include:

- ECB rates
- LBMA Precious metals prices

You can find OTC instruments by typing 'Source: OTC' in Step 1 of the Add widget flow.



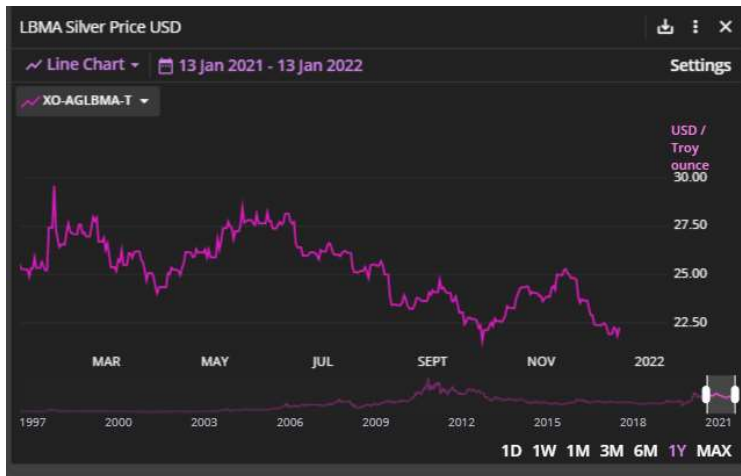
### Single Price Tile example



Historic Price Table example

HPT			
1Y ▾ 13 Jan 2021 - 13 Jan 2022 Actual			
	XO-AGLBMA-T	XO-EURSEK-T.E	
Date	Bid	Bid	
14 Dec 2021	22.17	10.281	
13 Dec 2021	22.22	10.231	
10 Dec 2021	21.895	10.2463	
9 Dec 2021	22.25	10.257	
8 Dec 2021	22.425	10.2513	

Price Chart example:



## **Known issues**

There are no known issues with this release.

## **Breaking Changes**

There are no breaking changes with this release.

## **Previous Versions**

<b>Fastmarkets Excel Add Version</b>	<b>Release Date</b>
Fastmarkets Dashboard v.2.1.8526	July 2021
Fastmarkets Dashboard v 1.65.7155	March 2021
Fastmarkets Dashboard v 1.64.6623	December 2020
Fastmarkets Dashboard v 1.6.6226	October 2020
Fastmarkets Dashboard v 1.5.5004	May 2020
Fastmarkets Dashboard v 1.4.971	January 2020
Fastmarkets Dashboard v 1.4.917	December 2019
Fastmarkets Dashboard v 1.4.819	November 2019

## **Further help**

If after reading these instructions you have further questions about how to use the Fastmarkets Dashboard, please contact our Customer Success teams or for access/order queries our Client Services team:

- **Europe, Middle East and Africa: +44 20 3855 5581**
- **Asia: +65 3157 4218**
- **Americas: +1 708 329 2641**
- **Customer Success Email: [customersuccess@fastmarkets.com](mailto:customersuccess@fastmarkets.com)**
- **Client Services Email: [client.services@fastmarkets.com](mailto:client.services@fastmarkets.com)**

For more information on Fastmarkets' products and services, please use the following links:

- **Pricing data:** <https://www.fastmarkets.com/what-we-do/pricing-data>
- **Pricing notices:** <https://www.metalbulletin.com/about-us/methodology/pricing-notice> or <https://www.amm.com/News/PricingNotices.html>
- **Methodology:** <https://www.fastmarkets.com/about-us/methodology>
- **Data Licensing:** <https://www.fastmarkets.com/solutions/data-licensing>