



Fastmarkets Dashboard Release Notes

25th June 2022

V2.2.1

What's New?

New Features

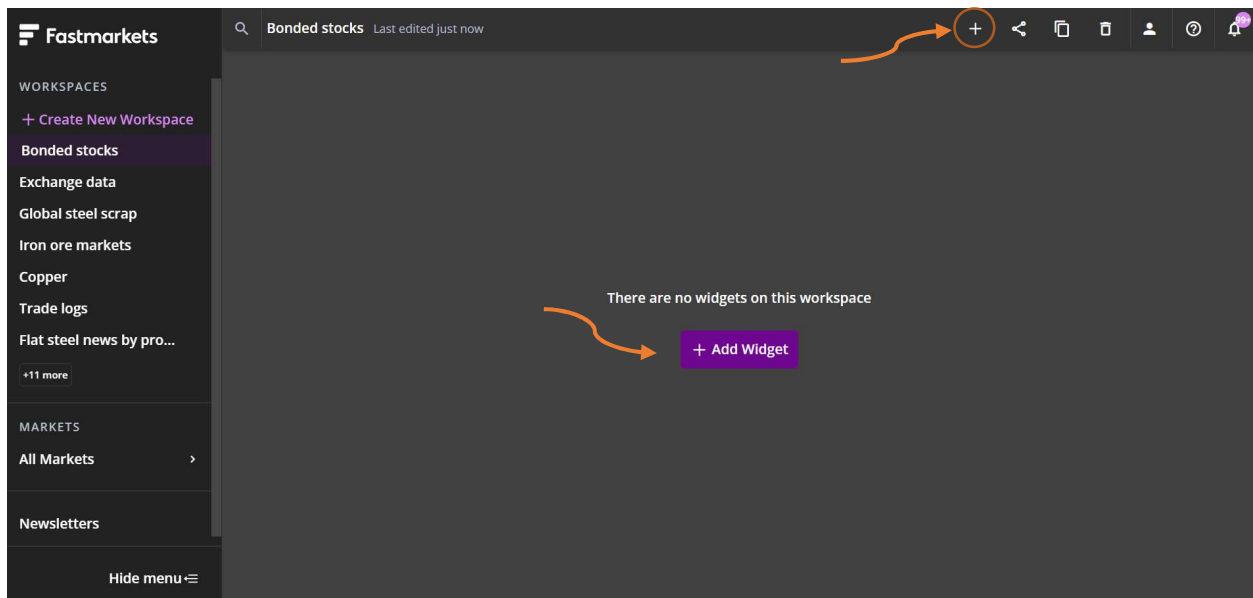
This release of the Fastmarkets Dashboard includes new functionality and features including:

- New content – access base metals bonded stocks and chrome ore and manganese ore inventories via the 'Data reports' widget
- New content - this release includes short term forecast pricing for Steel, Scrap and Aluminium/Alumina. Please note forecast pricing is an add-on service to your existing price packages. To find out more click [here](#)
- New preliminary prices flag against relevant prices
- 'Recommended news lists' when adding a news widget, for example 'Base metals'.

Access new bonded stocks and inventory data via the Data Reports widget

The base metals bonded stocks and chrome ore and manganese ore inventories can be accessed via the Add Widget button using the Data reports widget. The bonded stocks are available to customers with base metals prices included in their subscription and the chrome ore and manganese ore inventories are available to those with ores and alloys prices.

Start by creating a new widget:



Fastmarkets

Bonded stocks Last edited just now

WORKSPACES

- + Create New Workspace
- Bonded stocks**
- Exchange data
- Global steel scrap
- Iron ore markets
- Copper
- Trade logs
- Flat steel news by pro...
- +11 more

MARKETS

- All Markets >

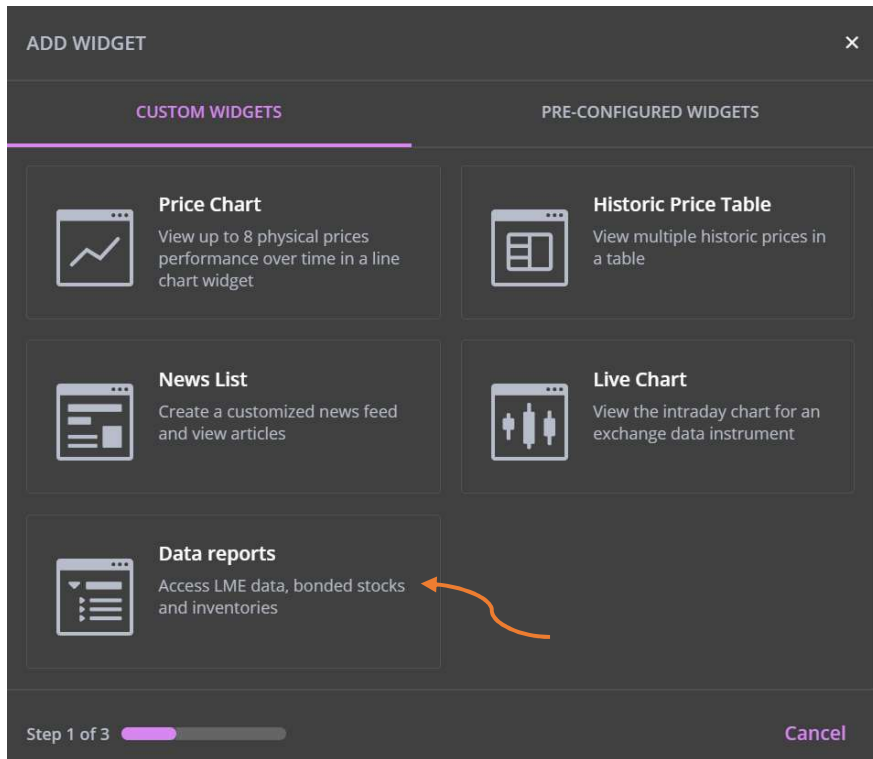
Newsletters

Hide menu ≡

There are no widgets on this workspace

+ Add Widget

Select the option Data Reports (this previously was named Exchange data reports):



ADD WIDGET [Close]

CUSTOM WIDGETS | PRE-CONFIGURED WIDGETS

- Price Chart**
View up to 8 physical prices performance over time in a line chart widget
- News List**
Create a customized news feed and view articles
- Data reports**
Access LME data, bonded stocks and inventories
- Historic Price Table**
View multiple historic prices in a table
- Live Chart**
View the intraday chart for an exchange data instrument

Step 1 of 3 [Progress Bar] [Cancel]

Choose an existing workspace or create a new workspace to add the widget to:

ADD WIDGET
✕

Select the workspace you wish to add the widget to:

Bonded stocks

Data reports

Report type LME warehouse stock movements | 29 Jun 2022

	Open	Close	In
▶ Aluminium Alloy	2,060	2,040	
▶ Aluminium Premium Future, Ea...	0	0	
▶ Aluminium High Grade	384,800	380,675	
▶ Aluminium Premium Future, Ext...	0	0	
▶ Aluminium Premium Future, So...	0	0	
▶ Aluminium Premium Future, We...	0	0	
▶ Copper A Grade	124,850	124,625	
▶ Cobalt	206	206	

Step 2 of 2
Previous
Confirm

ADD WIDGET
✕

Select the workspace you wish to add the widget to:

Magazine

Key Base Metals

Charts

Aluminium

Key HRC markets

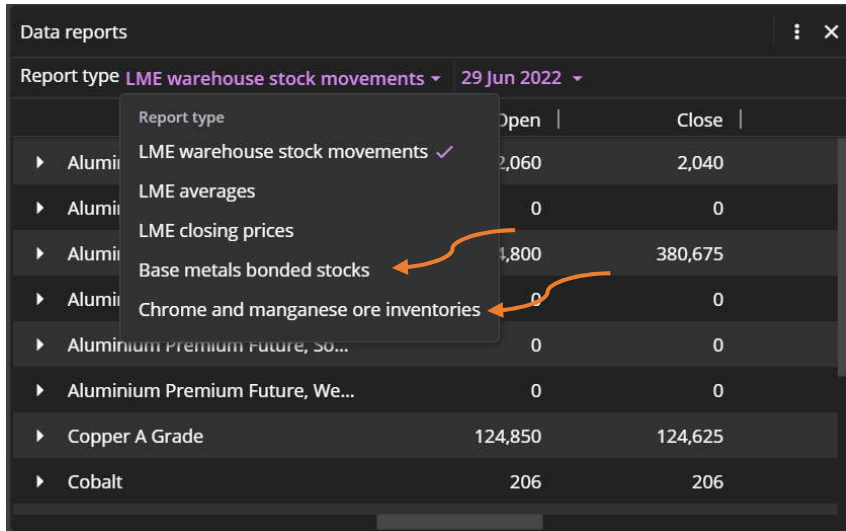
Bonded stocks

+ Create New Workspace

▶ Aluminium Premium Future, Ea...	0	0	
▶ Aluminium Premium Future, So...	0	0	
▶ Aluminium Premium Future, We...	0	0	
▶ Copper A Grade	124,850	124,625	
▶ Cobalt	206	206	

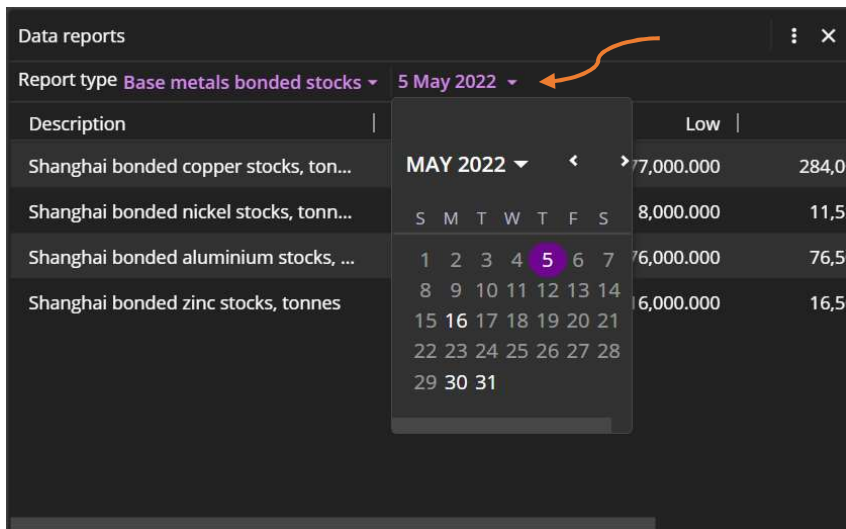
Step 2 of 2
Previous
Confirm

Select an option from the “Report type” dropdown menu to view the data:



	Open	Close
Alumii	2,060	2,040
Alumii	0	0
Alumii	380,800	380,675
Alumii	0	0
Aluminium Premium Future, 50...	0	0
Aluminium Premium Future, We...	0	0
Copper A Grade	124,850	124,625
Cobalt	206	206

You can also choose to display data for previous dates: each report view presents the data based on what is the most recent update of the data against that date. The available dates will be highlighted in white:



Description	Low	
Shanghai bonded copper stocks, ton...	7,000.000	284,00
Shanghai bonded nickel stocks, tonn...	8,000.000	11,55
Shanghai bonded aluminium stocks, ...	6,000.000	76,50
Shanghai bonded zinc stocks, tonnes	6,000.000	16,50

New Short Term Forecast content

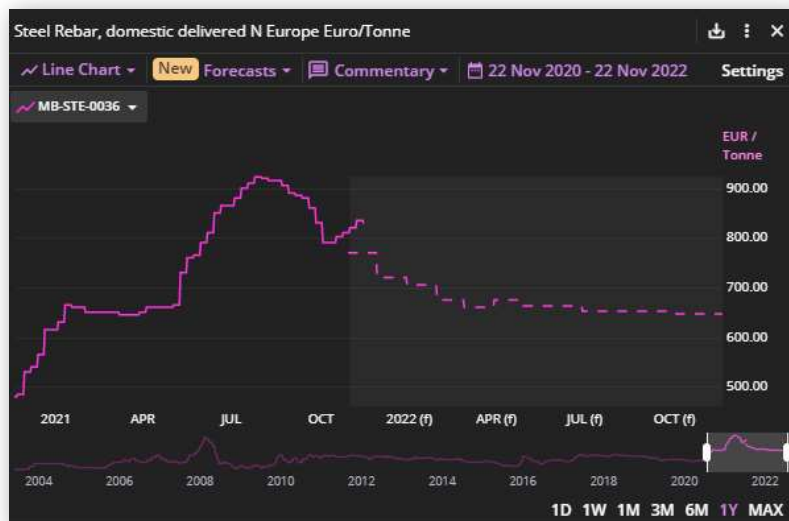
Fastmarkets have been providing research analytics for over 30 years and our forecasts are built on a robust methodology which will enable you to plan purchasing or manage inventories; guiding your next decision or negotiation whether you are buying, trading or hedging.

Fastmarkets Short Term Forecasts will allow you to view forecast prices in your current workspace alongside past history in your existing Dashboard charts and quickly access forecast summaries as well as navigate to full research from our analyst team. Understand why prices are at current or past levels as well as a view of how they will develop over the coming months.

Access to short term forecast content is available as an add on to your existing Fastmarkets data license.

Fastmarkets forecasts prices are published monthly for the current and following year for example e.g. in October 2021 – prices are forecasted to the end of 2022. Corresponding commentary will update throughout the month as markets move.

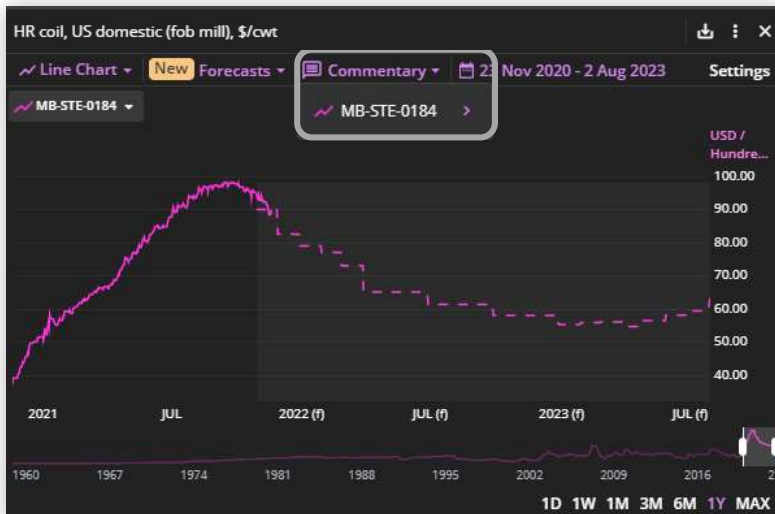
Price forecasts can be plotted alongside existing Fastmarkets published assessments in a Price Chart widget so you can understand the historic assessment price trend and view the forecasted price direction together in one chart. Each dashed line to the right of the price history represents a monthly forecast price.



Fastmarkets forecasts also provide a commentary or summary which updates during the month giving a view of current factors impacting a price or group of prices.

To navigate from the Price Chart widget to the forecast commentary click on the Commentary menu at the top of the chart and select the symbol you wish to read a commentary for. If you

have multiple symbols in the chart those which have a forecast price will have a corresponding commentary available.



Fastmarkets commentary and market analysis provides in depth detail how the previous month's forecasts performed, what changed and why as well as intelligence and analysis from the latest industry events. This in depth market analysis can be found by navigating from the Price Chart widget or through the News List widget.

[Back to Fastmarkets Dashboard](#)
US flat products November 2021 analysis
 10 Nov 2021 @ 16:42 UTC

Authorities in the United States agreed at the end of October to apply tariff-rate quotas (TRQs) on European Union-origin steels from next January. Section 232 duties will therefore not apply until such time that volumes entering the US from the EU exceed levels preceding the introduction of Section 232 tariffs over 2015-2017.

Buyers of galvanized steel in the US may feel short changed given that volumes entering from the EU on an annualized basis this year are already close to the average for 2015-2017 - in the case of hot-dipped galvanized (HDG) if not electro galvanized (ELG) steel - rendering the TRQ useless.

But most US if not EU customers will surely be delighted that EU imports will be able to surge next year at an extraordinary discount, at least to the latest spot prices.

EU exporters can increase volumes to the US for most flat-rolled steel

[Back](#)
US strip products November 2021 outlook
[Full article](#) [Methodology](#)

Domestic steel coil prices in the United States showed their first month-on-month declines for more than a year in October 2021, with the US hot-rolled (HRC) Index falling by 1.2% to \$1,926 per ton against our forecast of \$1,910 per ton.

After HRC price declined in the first half of October, the index bounced back from the low of \$1,869 to close the month at \$1,903 per ton, with producers trying to hold their offers above \$1,900 per ton.

Factoring in a slow uptake from the automotive sector at the end of 2021, some steelmakers brought forward maintenance closures that were initially scheduled for 2022, and expectations of lower availability of material in November and December have been supporting the price.

We forecast that decreases in the US coil prices will intensify in the coming months under pressure from competitively priced imports, especially with the US and the EU reaching an agreement to replace Section 232 duties with tariff-rate quotas.

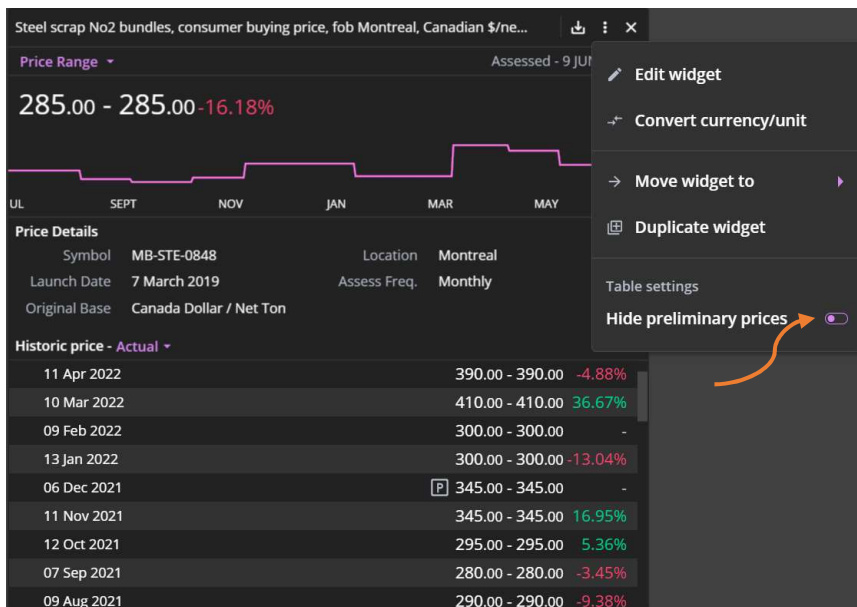
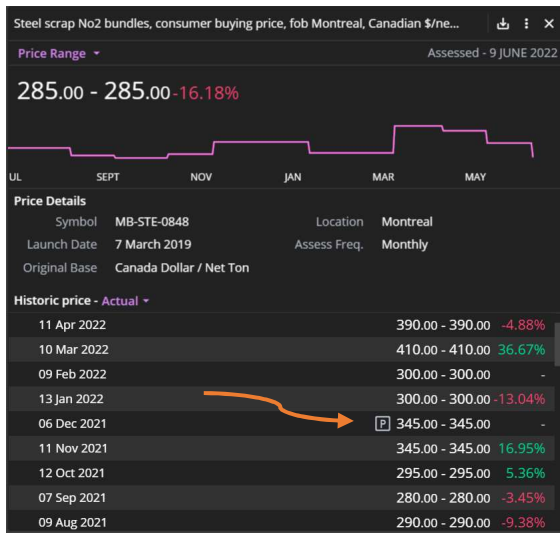
But we continue to believe that the downturn to come in the US will prove far more moderate than in the past. Underlying demand is forecast to rise further next year whereas, after previous peaks, demand typically collapsed. Service-center shipments rose by less than 2% year-on-year in September in a sign that the underlying recovery is coming to an end, but we continue to expect new growth in the year ahead.

17 Nov 2021 @ 14:43 UTC

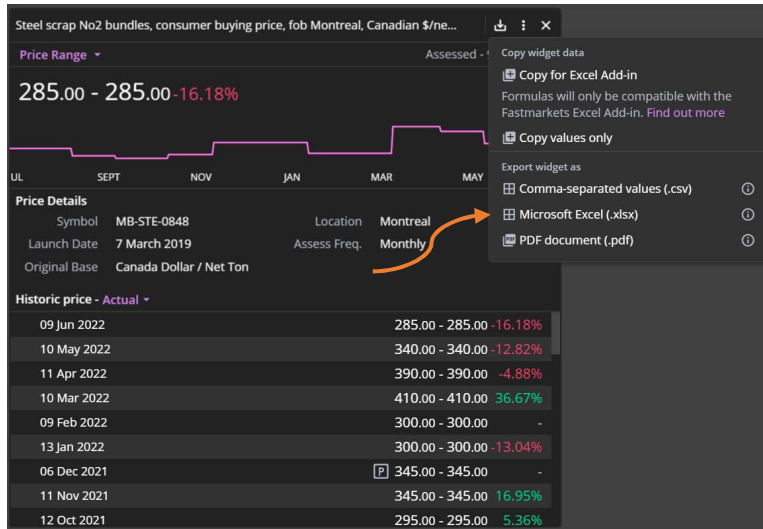
For further information please refer to the Short Term Forecast section and User Guide on the Dashboard support website - <https://www.fastmarkets.com/our-platform/support/dashboard-support>

Preliminary Prices

The preliminary prices flag will now show against relevant prices on all the Dashboard widgets. In some markets, for example US scrap markets, Fastmarkets reserves the right to publish a preliminary price. These are determined using a combination of bid and offer information and transaction data for related commodities or grades. Preliminary prices are denoted with a [p] in the Dashboard. Where there are preliminary prices, you can use the toggle on the widget settings to choose whether to display them or not.



The preliminary price flag will also be displayed in Excel, when selecting to export static prices from the widget. Click on “Export options” and select “Export widget as – Microsoft Excel (.xlsx)” or “Copy values only” and paste into your Excel spreadsheet:



Where available, the preliminary price will be denoted with a [P]:

	A	B	C	D	E	F
1	Description	Steel scrap No2 bundles, consumer buying price, fob Montreal, Canadian		Footnotes		
2	Symbol	MB-STE-0848		[P] Preliminary prices		
3	Currency	Canada Dollar				
4	Unit Of Measure	Net Ton				
5	Frequency	Monthly				
6	Location	Montreal				
7						
8	Date	Low	Mid	High	Mid Change %	
9	6/9/2022	285	285	285	-0.161765	
10	5/10/2022	340	340	340	-0.128205	
11	4/11/2022	390	390	390	-0.04878	
12	3/10/2022	410	410	410	0.366667	
13	2/9/2022	300	300	300	0	
14	1/13/2022	300	300	300	-0.130435	
15	12/6/2021	345	345	345	0	[P]
16	11/11/2021	345	345	345	0.169492	
17	10/12/2021	295	295	295	0.053571	

Please note, it is not currently possible to select Copy for Excel Add-in. To include preliminary prices in their spreadsheets please manually add the PreliminaryPrice field in existing Excel Add-in functions. For more information please refer to the Fastmarkets Excel Add-in User Guide

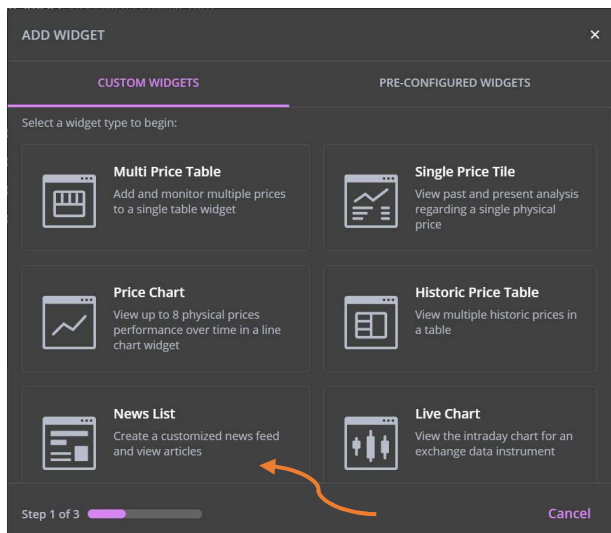
<https://static.web.production.fastmarkets.brightspot.cloud/e3/fe/6d6a358e460384a62f96f52136f0/fastmarkets-excel-add-in-user-guide.pdf>

Access new short term forecast content

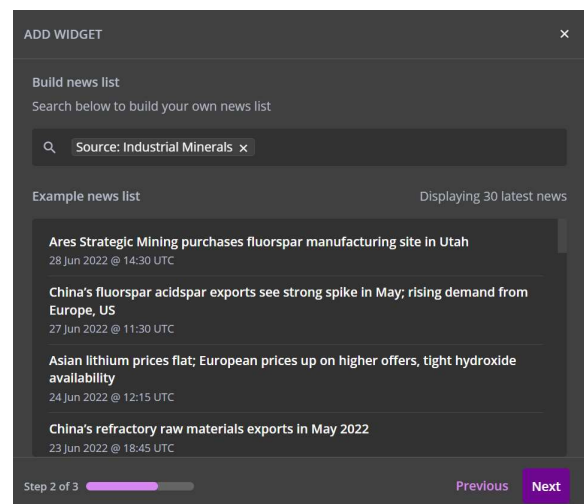
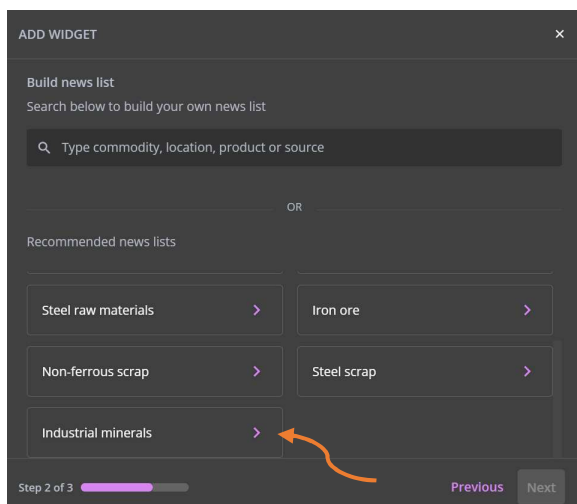
Recommended news lists

Recommended news lists are now available when setting up a news widget, making it easier to quickly find broad topics of news to add to Dashboard workspaces.

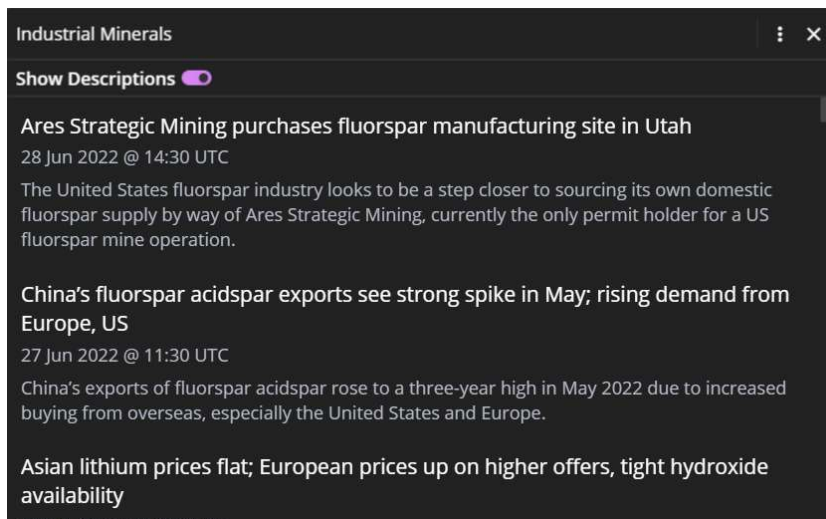
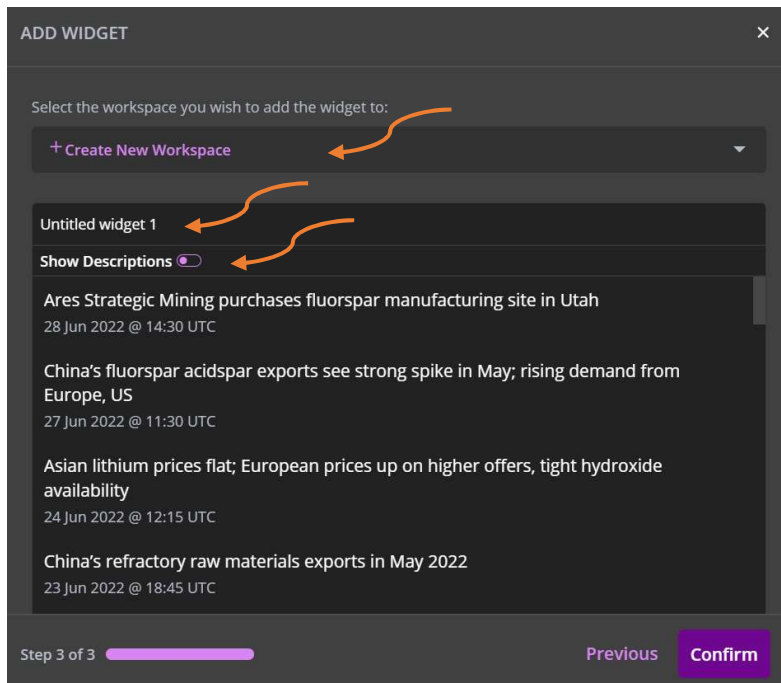
Create a new “News List” widget:



You can view news articles based on a specific search by using the search box, or select one of the recommended default news lists:



Select an existing workspace or create a new one to add the News List widget to. Here you can also edit the title of the widget (by default, it is created as “Untitled widget 1”). You can also choose whether to display descriptions or not:



Known issues

There are no known issues with this release.

Breaking Changes

There are no breaking changes with this release.

Previous Versions

Fastmarkets Excel Add Version	Release Date
Fastmarkets Dashboard v 2.1.856	January 2022
Fastmarkets Dashboard v 2.1.8526	July 2021
Fastmarkets Dashboard v 1.65.7155	March 2021
Fastmarkets Dashboard v 1.64.6623	December 2020
Fastmarkets Dashboard v 1.6.6226	October 2020
Fastmarkets Dashboard v 1.5.5004	May 2020
Fastmarkets Dashboard v 1.4.971	January 2020
Fastmarkets Dashboard v 1.4.917	December 2019
Fastmarkets Dashboard v 1.4.819	November 2019

Further help

If after reading these instructions you have further questions about how to use the Fastmarkets Dashboard, please contact our Customer Success teams or for access/order queries our Client Services team:

- **Europe, Middle East and Africa: +44 20 3855 5581**
- **Asia: +65 3163 3458**
- **Americas: +1 708 329 2641**
- **Customer Success Email: customersuccess@fastmarkets.com**
- **Client Services Email: client.services@fastmarkets.com**

For more information on Fastmarkets' products and services, please use the following links:

- **Pricing data:** <https://www.fastmarkets.com/what-we-do/pricing-data>
- **Pricing notices:** <https://www.fastmarkets.com/about-us/methodology/pricing-notice>
- **Methodology:** <https://www.fastmarkets.com/about-us/methodology>
- **Data Licensing:** <https://www.fastmarkets.com/solutions/data-licensing>